



PENTHOUSE APARTMENT, 69 Mariner Point Brighton Road |
1 Sherborn Dr, 02149 MA 02149



ESTATE AGENT



PENTHOUSE APARTMENT, 69 Mariner Point Brighton Road | | Shoreham-By-

£475,000

*** £475,000 ***

WARWICK BAKER ESTATE AGENTS ARE DELIGHTED TO OFFER TO THE MARKET THIS TOP FLOOR PENTHOUSE APARTMENT MARINER POINT, ON THE RIVER ADUR.

OFFERED WITH NO CHAIN THE PROPERTY CONSISTS OF AN OPEN PLAN LIVING / DINING KITCHEN, TWO DOUBLE BEDROOMS, BATHROOM AND SOUTH WESTERLY FACING BALCONY WITH STUNNING VIEWS ACROSS THE RIVER, OUT TO SEA AND BACK ACROSS SHOREHAM AND THE SOUTH DOWNS.

- PENTHOUSE APARTMENT
- BASEMENT PARKING
- EXCLUSIVE USE OF LARGE TERRACE
- STUNNING VIEWS OF THE RIVER
- TOWN CENTRE LOCATION
- CALL NOW TO VIEW 01273 461144
- TWO DOUBLE BEDROOMS
- MINUTES FROM THE STATION
- SOUTH WESTERLY BALCONY
- REMAINDER OF NEW BUILD WARRANTY

COMMUNAL ENTRANCE

Entry phone system, stairs and lift to the top floor.

ENTRANCE HALL

Doors giving access to both Bedrooms, Living / Dining / Kitchen, Bathroom and Storage Cupboard.

LIVING / DINING ROOM

28'3 x 15'6 (8.61m x 4.72m)

Open plan room.

Sliding patio doors leading out onto the Balcony.

KITCHEN AREA

Modern kitchen with extensive range of wall and base units, work surfaces, inset induction hob, extractor over, oven under, inset sink unit, integrated appliances including fridge/freezer, dishwasher and washing machine.

Sliding patio doors leading out onto the Balcony.

BEDROOM ONE

17'8 x 8'4 (5.38m x 2.54m)

Southerly aspect window with views of the River and out to sea. Patio door to Balcony.

BEDROOM TWO

15'6 x 8'11 (4.72m x 2.72m)

Southerly aspect window with views of the River and out to sea.

BATHROOM

Matching suite, panel enclosed bath, wash hand basin, low level W.C.

OUTSIDE

PRIVATE BALCONY

South Westerly aspect with stunning views of the River, the beach and back over to Shoreham.

EXCLUSIVE TERRACE

There is a communal terrace solely for the use of the occupants of the top floor.

BASEMENT PARKING


There is allocated parking for one car in the secure basement.

LEASEHOLD - OUTGOINGS

LEASE - REMAINDER OF A 125 YEAR LEASE

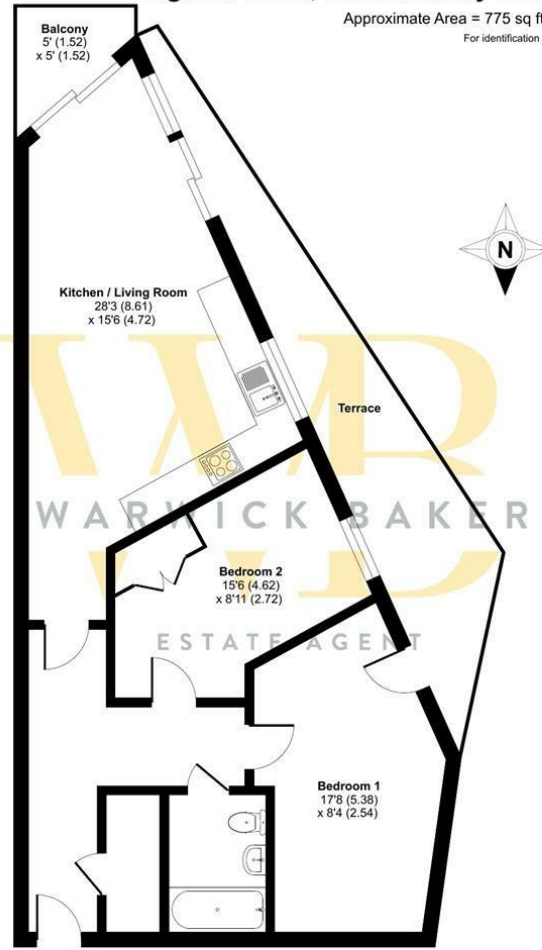
MAINTENANCE - £1,450 PER ANNUM - INCLUDES HEATING AND HOT WATER

GROUND RENT - £250 PER ANNUM



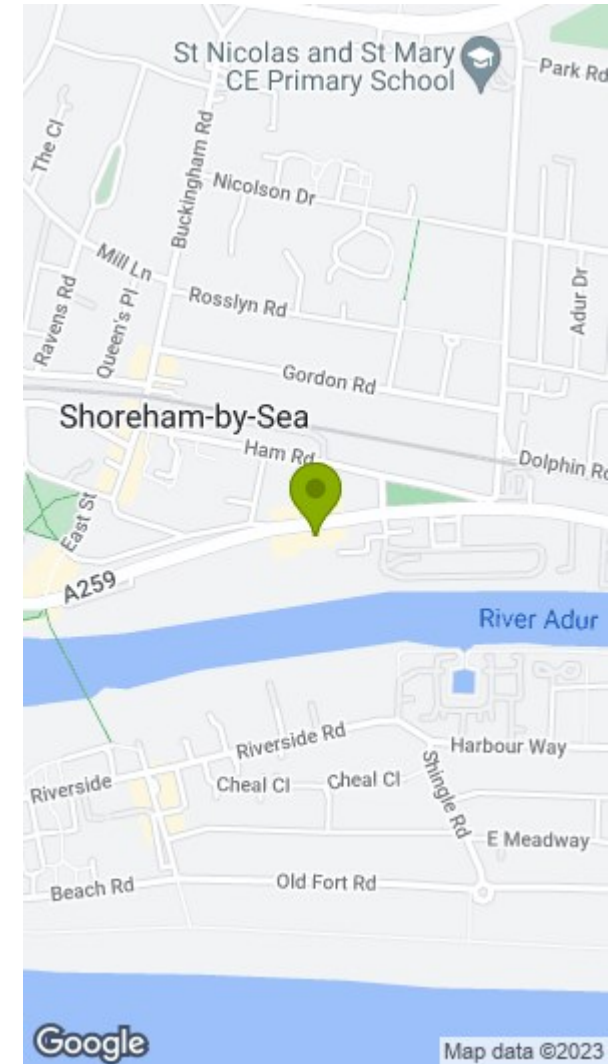
Brighton Road, Shoreham-by-Sea, BN43

Approximate Area = 775 sq ft / 71.9 sq m
For identification only - Not to scale



FIRST FLOOR

Floor plan produced in accordance with RICS Property Measurement Standards incorporating International Property Measurement Standards (IPMS) Residential. © nicheworn 2023. Produced for Warwick Baker Estate Agent Ltd. REF: 981377



Disclaimer

* These particulars are intended to give a fair and substantially correct overall description for the guidance of intending purchasers and do not constitute an offer or part of a contract. Prospective purchasers and/or lessees ought to seek their own independent professional advice.

* All descriptions, dimensions, areas, references to condition and necessary permissions for use and occupation and other details are given in good faith and are believed to be correct, but any intending purchasers should not rely on them as statements or representations of fact, but must satisfy themselves by inspection or otherwise as to the correctness of each of them.

* All measurements are approximate

Energy Efficiency Rating		Environmental Impact (CO ₂) Rating	
Current	Potential	Current	Potential
Very energy efficient - lower running costs (92 plus) A (81-91) B (69-80) C (55-68) D (39-54) E (21-38) F (1-20) G Not energy efficient - higher running costs		Very environmentally friendly - lower CO ₂ emissions (92 plus) A (81-91) B (69-80) C (55-68) D (39-54) E (21-38) F (1-20) G Not environmentally friendly - higher CO ₂ emissions	
England & Wales		England & Wales	